

CH. CHHABIL DASS PUBLIC SCHOOL (JUNIOR WING)

Class - 1 Maths Worksheet Cycle 1

Q1. Fill in the blanks.

- a) What comes after 4 _____
- b) What comes before 17 _____
- c) What comes after 19 _____
- d) What comes before 11 _____
- e) What comes between 18 and 20 _____

Q2. Circle the smallest number.

- a) 11 14 18
- b) 17 12 7

Q3. Circle the biggest number.

- a) 15 13 9
- b) 12 8 17

Q4. Draw the values.

- a) 6 - _____
- b) 9 - _____

Q5. Put the sign $>$, $<$ or $=$.

- a) 17 9
- b) 20 13
- c) 14 14

Q6. Write the number name.

- a) 13 - _____
- b) 20 - _____

Q7. Write the numerals.

a) Thirteen -

b) Seventeen -

Q8. Count the objects and write the number and number name.



a)  _____

Q10. Complete the Back counting .

a) 19, 18, 17, _____, _____, _____

b) 13, 12, 11, _____, _____, _____

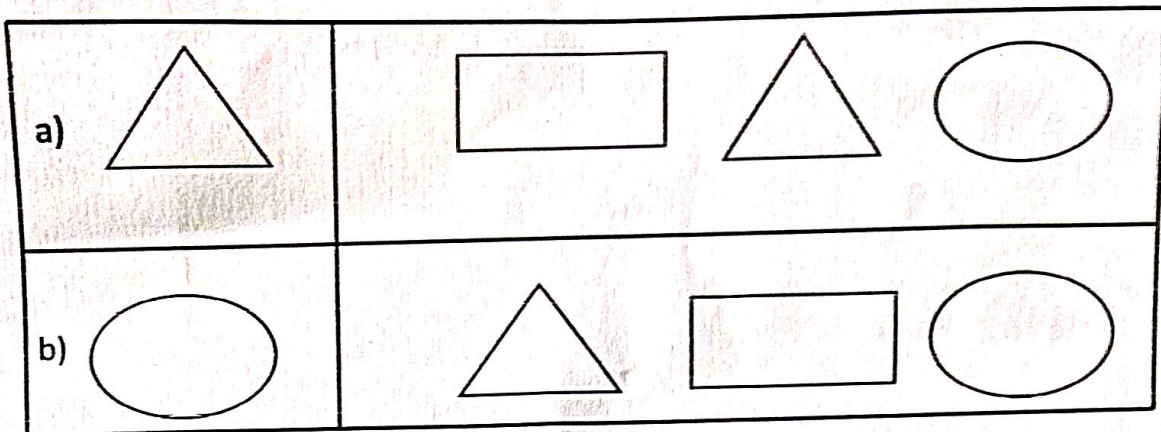
Q11. Addition with objects.

a)  + 
_____ + _____ = _____

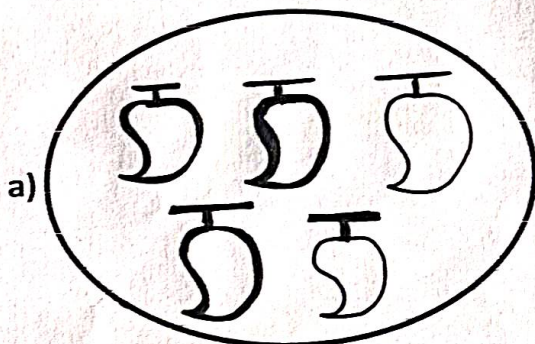
Q12. Addition (Single Digit)

T O	T O
5	6
+ 4	+ 0
_____	_____
_____	_____


Q13. Ring the one that is the same shape.



Q14. Identify the groups in the pictures. Circle them and write how many in each group.




1 group of _____ mangoes.




1 group of _____ toffees.

Q17. Data Handling . (Count and Write)



Elephants 

Teddy Bears 

Cars 

Dolls 