

**Ch. Chhabil Dass Public School (ECE)**  
**Holiday Homework : KG**  
**Session : 2025-2026**

Name : \_\_\_\_\_

Class : KG

Section : \_\_\_\_\_

Dear Parents,

Holidays are round corner. Unadorned being a change and excitement for children. It is also a time when you get to spend more time with your children. As little children are full of energy, they need to be occupied with some useful and interesting activities. We would request you to help them in carrying out activities specially designed for them. Kindly help your children in doing any DURE activities from the activities given below.

**(DO NOT DO THE TASK FOR THE CHILD)**

1. Germinate a seed in a small pot and let your child water it regularly and watch the sapling grow.
2. Explain road safety rules to your child when you are actually on the road. Teach him or her about traffic lights, footpath, zebra crossing, always keeping to the left, looking at both directions before crossing the road.
3. Play a game of Chinese whopper, where you whisper a short sentence (on good habits) into the child's ear and the child has to pass it on to the other members of the family.
4. Hide a toy/treasure and ask the child to listen to your instructions in order to find the things.

### Compulsory Projects

1. Write your phone number on a piece of paper. Write the digits of the mobile number on 10 number cards. Ask your child to arrange the number cards in the same sequence as your mobile number.
2. Chant and enjoy the song with your child on father's day and make it special. Help your child to make a card for his/her father and give it on father's day (15.6.25)
3. Make a table mat by colouring the pictures with bright colours, paste the photograph of child in the given space, now paste the sheet on the coloured chart paper of size (15 inch x 10 inches) (Laminata it and send it along with the Holiday H.W.)
4. Make fruit garlands. Give the child cubes of 2 commonly available fruits and toothpicks. Ask him / her to, slide the fruits in the toothpicks and make a fruit garland for the family.
5. In a bowl, place ten beads (bead seeds). Ask him/her to take out as per the given number and put them on table or handover them to you.

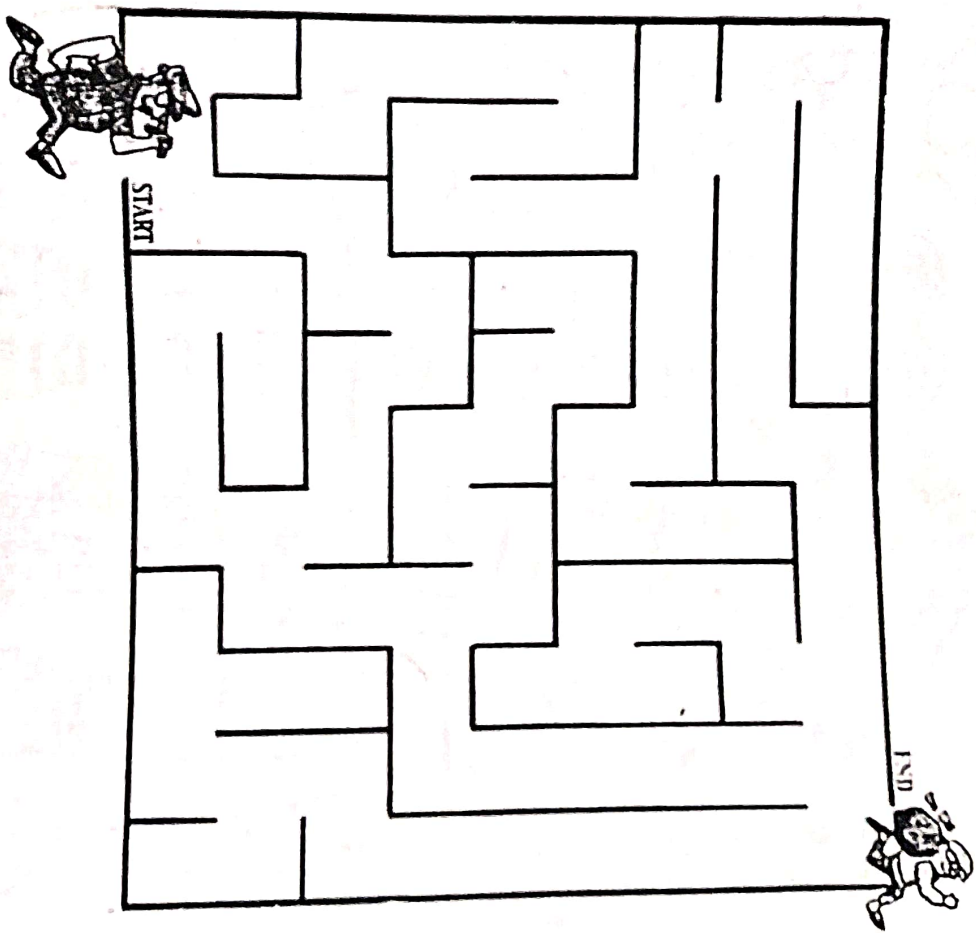
### ABOUT MY SELF

Encourage your child to learn the following structures:


1. My name is ..... (learn the spelling)
2. My Surname is ..... (learn the spelling)
3. I am ..... years old.
4. I am a ..... (boy or girl)
5. I Study in KG .....
6. The name of my school is OJ. Chinnal Dass Public School.
7. My father's name is Mr. ....
8. My mother's Name is Mrs. ....
9. I have ..... brother and ..... sister.
10. I live in .....
11. My address is .....
12. My favourite food is .....
13. My telephone number is .....

Colour the picture on the cover page. Submit the holiday home work by 3rd July positively.

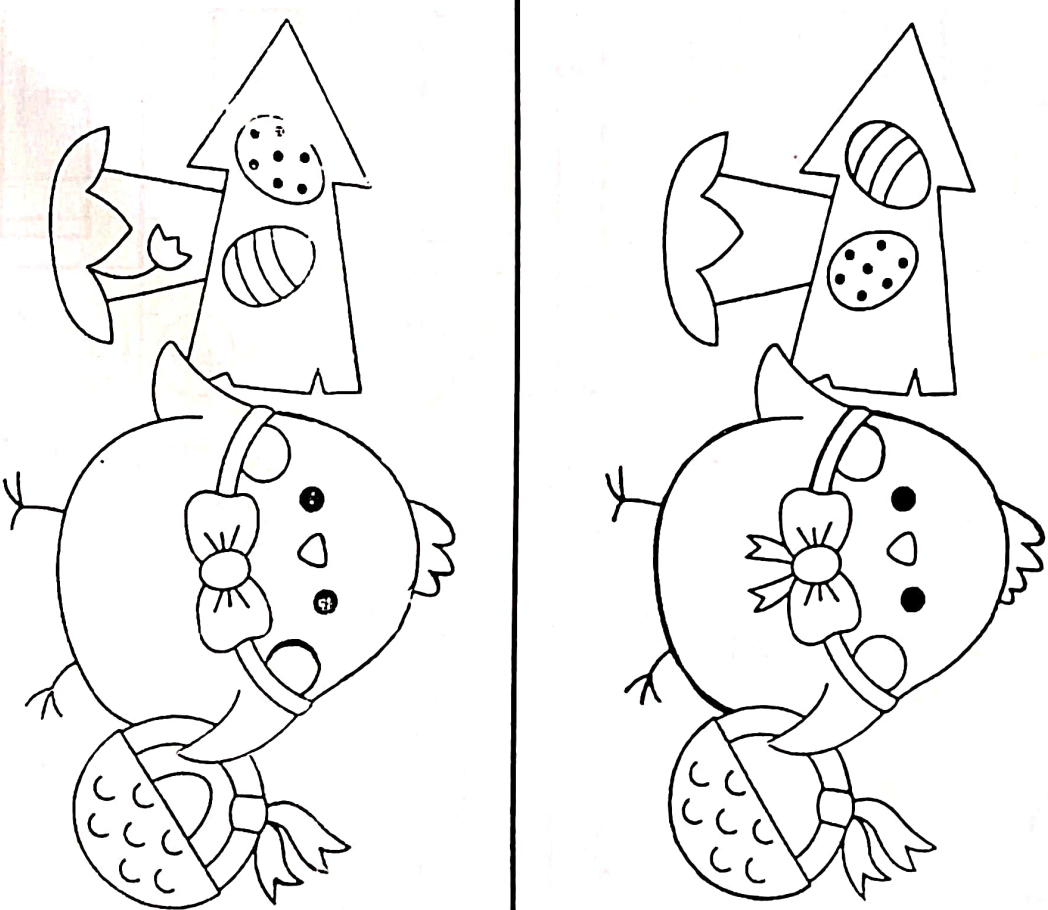
Trace the route to help the honest cop catch the dishonest thief.



अरे ! मेरे पाँव कहाँ गये



Spot the differences.  
Find 5 difference.



Recognize, join the sounds and write the word.



P a s  
t i n

pan




t a s  
n i p

\_\_\_\_\_




p t a s  
a i n

\_\_\_\_\_




a s a  
n i t

\_\_\_\_\_



s a p  
n i t

\_\_\_\_\_




p a s  
t i n

\_\_\_\_\_


Draw the shapes according to the given number.

4



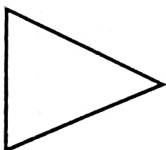
\_\_\_\_\_

2




\_\_\_\_\_

5




\_\_\_\_\_

3



\_\_\_\_\_

1



\_\_\_\_\_

Colour the pictures according to the given colour code

s-red






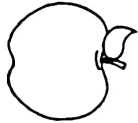





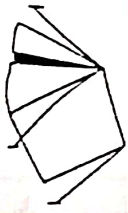

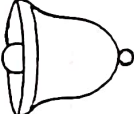





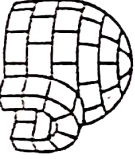


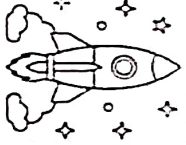

a-yellow

t-green

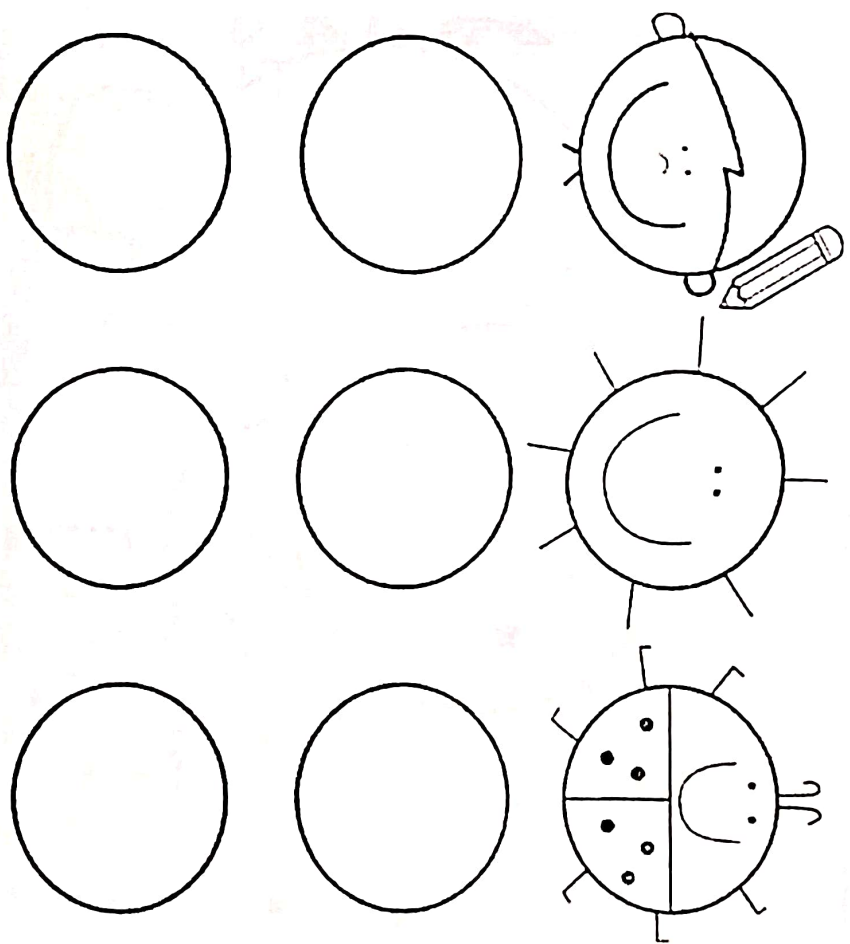
p-blue

i-purple

n-brown

s				
a				
t				
p				
i				
n				


Turn these circles into anything you choose !



Paste the colourful bindis according to the given number.

5	
7	
9	

Tear newspaper pieces into bits and paste them on the Elephant.



10


कहानी में आए स्वरों को दिए गए Colour Code के अनुसार Circle करें

अ लाल आ नीला इ पीला ई हरा उ गुलाबी ऊ नारंगी

आज इतवार है। ऊषा का समय था। पक्षी उड़ रहे थे। आज अनवर और अपर्णा की छुट्टी है। इला मौसी के नहीं आने पर दोनों बहुत उदास है। पापा ने सबके लिए फलों की टोकरी मंगवाई। उसमें आम, अमरुद, इमली आड़ू व अनानास थे। उन फलों को देखकर दोनों का मन उल्लास से भर गया। शाम को सब उपवन में गए। आसमान में बादल छाए थे। उपवन में उन्होंने इधर उधर बहुत सारे पेड़ और फूल देखे। पेड़ पर उन्होंने एक उल्लू भी देखा।

11

STICK SMALL BIT OF  
COTTON WOOL ON THE  
LAMB




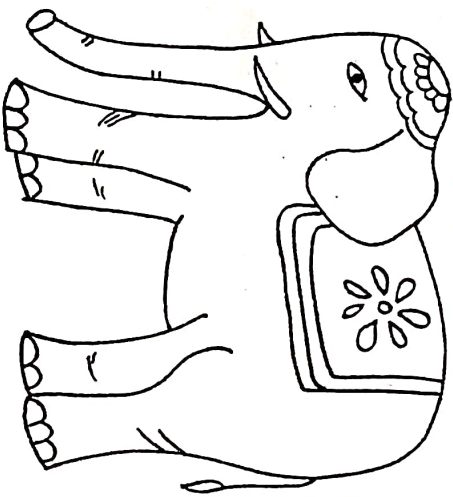


दिए गए चित्रों का पहला स्तर पहचानकर activity करें।

अ - finger tip printing

ऐ - vegetable printing

आ - tearing and pasting

ई - Earbud printing



Decorate the gown of a girl with waste material  
(Example Button, Bindi etc.)

